



STAFF SURVEY SUMMARY

Ripon Area School District

182	61%	Fall 2024	-
Respondents	Response Rate	Survey Start Date	Previous Survey Date

INDEX SCORES

The following indexes are designed to provide educational leaders with a snapshot of survey results. Key questions within the survey are used to build each index score. The score is the average (on a five-point scale) and is used to calculate year-over-year change and comparisons with other schools.

RESPONSE SCALE






Scores are calculated based on the following:

Strongly Agree = 5

Disagree = 2

Agree = 4

Strongly Disagree = 1

INDEX	CURRENT SCORE	PREVIOUS SCORE	% CHANGE	COMPARISON
 ACADEMICS We are effective in teaching and supporting our students.	3.79	-	-	74 th
 ENGAGEMENT I like working at this school because I am valued, heard, and can contribute.	3.91	-	-	71 st
 SUPPORT I have the support I need to help educate our students and work as a team.	3.95	-	-	60 th
 STUDENT EXPERIENCE Students are accepted, respected, and supported at school.	3.89	-	-	77 th
 STAFF EXPERIENCE Staff are accepted, respected, and supported at school.	3.92	-	-	63 rd

INDIVIDUAL ITEM ANALYSIS The table below identifies the top three and bottom three survey items.

Top 3 Individual Items	CURRENT SCORE	PREVIOUS SCORE	% CHANGE	COMPARISON
Our staff handles student discipline in a consistent manner.	3.42	-	-	85 th
I am recognized when I do a good job.	3.77	-	-	81 st
I have training and support to work with students from different backgrounds.	3.76	-	-	81 st

Bottom 3 Individual Items	CURRENT SCORE	PREVIOUS SCORE	% CHANGE	COMPARISON
District administration is doing what it takes to make our district successful.	3.66	-	-	44 th
I have the materials and supplies I need to do my job well.	3.96	-	-	42 nd
The amount of work I am asked to do is reasonable/manageable.	3.53	-	-	38 th

OVERALL SATISFACTION

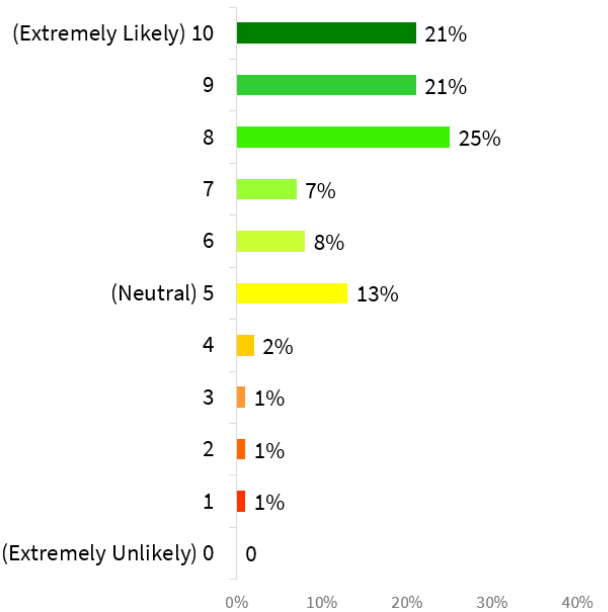
The survey asked a summative question based on a ten-point scale.

On a scale of 0 – 10, how likely are you to recommend the District as a place of employment?

District Score **7.82**

Comparison Score **7.07**

Comparison Percentile **79th**



SCHOOL	CURRENT SCORE	PREVIOUS SCORE	% CHANGE	COMPARISON
Ripon Area School District	7.82	-	-	79 th
Barlow Park Elementary School	7.04	-	-	54 th
Murray Park Elementary School	7.75	-	-	77 th
Quest Charter School	7.92	-	-	82 nd
Ripon Middle School	8.14	-	-	86 th
Ripon High School	8.61	-	-	95 th
Odyssey Academy of Virtual Learning	7.89	-	-	80 th



Now that you better understand the key issues, it's time to act. The next step is developing and sharing your plan of action.

If you need help making sense of these results and/or gathering the perceptions data from your other stakeholders, please call 262.644.4300 or email help@schoolperceptions.com.

Remember, before you can solve any problem, you must first define it.



262.644.4300 | schoolperceptions.com

